

First Grade Teleschool Lesson Plans

Week 8

Manning Oaks Elementary School



Every day, students will complete 25 minutes of reading/ELA, 25 minutes of math, and 10 minutes of a special area activity. We understand that some students do not have access to technology and therefore are providing them with a variety of activities to choose from, some that require technology and others that do not.

In addition to the activities listed below, please encourage your student to go on iRead (reading) and iReady (math) through ClassLink: <https://launchpad.classlink.com/fcs>. Students can also access BrainPopJr. and MackinVIA through ClassLink.

**Please help your child keep all work, labeled with his/her name and date.
This work will be collected upon your child's return to school. Assignments are required to be completed.**

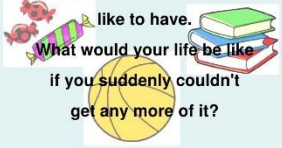
	Monday 5/11/20	Tuesday 5/12/20	Wednesday 5/13/20	Thursday 5/14/20	Friday 5/15/20
	All of this week's stories are read by Mrs. Clemens and the videos are on our first-grade website!				
Reading	<p>Today we will meet Mr. and Mrs. Hatak. In the story <u>Two of Everything</u> by Lily Toy Hong. As the story happens pay attention to the pattern of what happens when things go into the pot.</p> <p>After listening to the story complete the</p>	<p>Today we will read the story <u>Substitute Creacher</u> Chris Gall. After listening to the story think about what other story this might make you think of where the teacher leaves because her students are not listening.</p>	<p>Today we will read the story <u>The Koala who could</u> by Rachel Bright. After listening to the story complete the activity.</p> <p>Then complete the Story Elements activity to go with the story!</p>	<p>Today we will read <u>Franklin and the Thunderstorm</u> by Paulette Bourgeois.</p> <p>Think about what we learned about weather and what you know about weather and what Franklin went through in the story.</p> <p>Now write about which type of weather you and</p>	<p>Today we will read <u>Last Day Blues</u> by Julie Danneberg. This story goes with First Day Jitters.</p> <p>Write your teacher a letter telling us what you will miss the most about First grade! (upload your letter to Seesaw)</p>

	<p>Two of Everything activity. In this activity we would like the students to draw a picture of what they would want to put in the pot. Then send a picture to your teacher! (upload your picture to Seesaw)</p>	<p>Then create a picture of what you think a substitute teacher might look like then send a picture to your teacher! (upload your picture to Seesaw)</p>		<p>Franklin would think is the scariest on the Franklin the Turtle activity sheet.</p>	
<p>Writing</p>	<p>Today, we will be looking back at our time in 1st grade to remember what we loved most about our year.</p> <p>Ask yourself the following questions:</p> <ul style="list-style-type: none"> • What is my favorite memory from 1st grade? • What was my favorite thing I learned in math? • What was the best book that I read in 1st grade? • Which writing unit was my favorite? 	<p>Today, complete the “End of the Year Memory Book” activity. Be creative in your drawings and in your writing. Share your memory book with someone in your family!</p>	<p>Think back over your year in 1st grade. What do you wish that you would have known about 1st grade before you became a 1st grader?</p> <p>Today, you will be writing a letter to future 1st grade students. Think about your answers to the following questions:</p> <ul style="list-style-type: none"> • What makes you an awesome 1st grader? • What did you love most about 1st grade? • What tips do you have for 1st grade behavior? 	<p>Watch the BrainPopJr. video entitled “Poems.” Pay close attention to the section about writing acrostic poems.</p> <p>Today, we will be writing an acrostic poem about summer. An acrostic poem is a poem where the first letter of each line spells out a specific word.</p> <p>Example of an acrostic poem: Sunshine warming my toes, Underwater fun with my friends. Making homemade ice cream on the porch, Many long nights catching fireflies.</p>	<p>Today, we will be completing a summer bucket list. A summer bucket list is a list of things that you hope to do this summer.</p> <p>Example of a summer bucket list: This summer I want to learn how to ride a bike. I want to visit my grandparents. I want to play with my best friend. I want to practice reading my books. I want to meet my favorite author. I want to try a new flavor of ice cream.</p> <p>Complete the “Summer Bucket List” activity.</p>

	<ul style="list-style-type: none"> • What was my favorite science experiment? • Did I learn any new games at recess or PE? • What was my favorite art project? • What was the best song we sang in music? • Which reading/writing goals did I achieve? <p>Complete the “What I Loved Most” writing activity.</p>		<ul style="list-style-type: none"> • What do you want future 1st graders to know? <p>Complete the “Future 1st Grader” activity. Share a copy of the letter with your teacher so that they can share it with future 1st graders! (upload a picture to Seesaw)</p>	<p>Early morning walks to the creek, Reveling in the freedom of lazy days.</p> <p>Complete the “Summer Acrostic Poem” activity. Take a picture and share it with your teacher! (upload a picture to Seesaw)</p> 	
<p>Phonics</p>	<p>Today I want to remind you about vowel teams.</p> <p>Review the Vowel Teams linking chart by watching the Week 8 Phonics video on the digital learning website.</p> <p>Make your own vowel teams linking chart. Remember to write the vowel team, a word with</p>	<p>Today you will get to be a word builder again! Rasheed has asked that you make your own Vowel Town at home!</p> <p>Here are some things you can put in your Vowel Town: Roads, highways, traffic lights, train tracks, beach, sailboat, school, playground, teacher, clouds, blue jeep,</p>	<p>Today you will continue working on your vowel town!</p> <p>Make sure to snap a picture and send it to your teacher when you're finished!</p>	<p>Today you will continue working on your vowel town!</p> <p>Make sure to snap a picture and send it to your teacher when you're finished!</p> <p>If you are finished with your Vowel Town then you can go on iRead for 10-20 minutes.</p>	<p>Today you will finish your Vowel Town!</p> <p>Make sure to snap a picture and send it to your teacher when you're finished! (upload a picture to Seesaw)</p> <p>If you have already finished your Vowel Town then you can practice snap words.</p> <p>Read through the first grade word wall and when you find one of those kind-of-but-not-</p>

	<p>that vowel team in it and then draw a picture to match.</p> <p>Use your vowel teams linking chart and search for words in your books that have a vowel team.</p>	<p>pool, house, trees, cows, sheep, restaurant, town hall, rainbow, flowers</p> <p>Remember to write the word first, check to make sure there's not a blooper, and then draw the picture around it.</p> <p>You can make your Vowel Town as big or as little as you want! Make sure to snap a picture and send it to your teacher when you're finished!</p>			<p>really words, you can invent all sort of ways to learn it.</p> <p>Cool Ways to Learn Words</p> <ul style="list-style-type: none"> • Trace the words. • Rainbow write it. • Make up a wacky song. • Build a word with cubes, Legos, Play-Doh, etc. • Go on a word search in your books <p>The first grade word wall can be found on the digital learning website.</p>
<p>Math</p>	<p>This week we will review different math skills in some fun ways! Today watch the video Peg & Cat: The Allergy Problem. To access the video, log into ClassLink, click on Safari Montage, and type in Peg + Cat: The Allergy Problem. After watching, count by tens to 100, then try</p>	<p>Today watch this video review of 3-D shapes. To access the video, log into ClassLink, click on Safari Montage, and type in Mega Maths: Space and Shape Episode 2. They will review shapes we know and also show us a couple of new shapes. STOP the video when it gets to pyramids, or</p>	<p>Watch this video about fractions! To access the video, log into ClassLink, click on Safari Montage, and type in Odd Squad: The Great Grinaldi. After watching, make a list of items that would be good if we only had half (like a sandwich), and another list of items that would NOT be good if we only had</p>	<p>Let's make sure we know ALL of our addition facts up to 10 by heart, and very quickly! Play this game with Curious George! If it is easy for you, YEAH!</p> <p>https://pbskids.org/curiousgeorge/busyday/tens/</p> <p>Next, try this one!</p> <p>https://pbskids.org/cyberchase/games/railway-hero You will have to click on a gap in the train</p>	<p>Let's review measuring! Watch the measurement video on the first grade website, then try it for yourself! Complete the activity on SeeSaw (Measure Your Shoe with Pennies), then measure three more objects in your home and upload.</p>

	<p>COUNTING BACK DOWN TO ZERO BY TENS! Write down the numbers if you need to!</p>	<p>continue just for fun! After pyramids it's for second grade, so go ahead and watch if you want! After watching, gather some 3-D items from your home and combine them to make a new item! Draw or take a picture of your new 3-D item and upload onto SeeSaw.</p> <p>CHALLENGE: On the video they make a shape they call a CUBOID! What do we call that shape?</p>	<p>half (like a shirt 😊). Take a picture of the list and upload to Seesaw.</p>	<p>tracks then choose the right number of blocks to fill it in so you can launch the rocket ship. You will have to do some addition along the way!</p> <p>Complete RELATED ADDITION AND SUBTRACTION and upload on Seesaw.</p>	
<p>Social Studies</p>	<p>Watch The Berenstain Bears Trouble with Money read aloud - https://www.youtube.com/watch?v=4cUdL0dowzI</p> <p>Review ways to earn money (adults and children) and things people save for.</p> <p>On a divided sheet of paper in half.</p>	<p>Today we are going to talk about goods and services. Watch the BrainPopJr. Video "Goods and Services".</p> <p>Goods are items that are made or grown. Goods are things that you buy, such as food, clothing, toys,</p>	<p>Rewatch the BrainPopJr. video "Goods and Services".</p> <p>Complete the Good and Services worksheet.</p>	<p>Listen to What is Scarcity? https://www.youtube.com/watch?v=yNlfcXQImu0</p> <p>Discuss what scarcity means.</p> <p>Scarcity means we don't have enough of something or are very close to running out of it. Discuss these questions with an adult:</p> <ul style="list-style-type: none"> • If we cut down most of the trees and 	<p>Listen to Bringing the Rain to Kapiti Plain https://www.youtube.com/watch?v=tazTYX_0rYA</p> <p>Identify some things that are scarce in your house and/or your classroom.</p>

	<p>Write Ways to Earn on left side and Saving For on the right. Draw or write two ways that he/she or an adult can earn money on the left side and 2 things he/she or an adult is saving for on the right side. Will you be able to save money if you keep spending it?</p>	<p>furniture, and toothpaste. A service work that a person does for someone else such as a barber, teacher, mechanic and police office. Discuss consumers and producers. Consumers are people who use goods or services, and producers are people who make goods or services. Discuss who the producers and consumers are at various businesses (store, carwash, barber shop, movie theatre, etc).</p>		<p>don't replant them, will they become scarce? Why or why not?</p> <div data-bbox="1230 253 1560 505" style="border: 1px solid black; padding: 10px; text-align: center;"> <p>Scarcity</p> <p>Think of a thing that you like to have. What would your life be like if you suddenly couldn't get any more of it?</p>  </div>	
--	---	---	--	--	--