

Specials - Week 6

Directions:

Please choose one square to complete per day from any special - It is the expectation that you email your child's special teacher the assignment they complete each day of the week. You can send links, pictures, videos, or a statement explaining what your child completed written by you or the student.

Art

Mrs. Glastetter - glastetterj@fultonschools.org

Mrs. Ackerman - ackermanm@fultonschools.org

PE

Coach Richardson - richardsonf@fultonschools.org

Coach Green - greenm1@fultonschools.org

Music


Ms. Wehr - wehrb@fultonschools.org



Ms. Boehnlein - boehnleinn@fultonschools.org

STEM/MEDIA

Mr. Groce - grocehd@fultonschools.org

Mrs. Scholberg - scholbergl@fultonschools.org

MUSIC	ART	STEM/MEDIA	PE
<p>Read a book and create sound effects that match the character's actions.</p>	<p>Do a scavenger hunt for texture. Soft, smooth, bumpy, rough and silky.</p>	<p>Media: Build a shelter or fort that will fit you and at least one other person.</p> <p>Be creative to find building materials that are inside or outside.</p> <p>Ask permission from an adult first!</p>	<p>Activities 1</p> <p>Do 30 Jumping Jacks</p>
<p>Sing a song to a family member!</p>	<p>Can you make lines that look like grass? Can you add three different types of insects? Add color to your masterpiece!</p> <p>How to draw grass video here!</p> 	<p>Media: Get outside for a scavenger hunt and find these things:</p> <ul style="list-style-type: none"> <input type="checkbox"/> A stop sign <input type="checkbox"/> Something Strong <input type="checkbox"/> A Letter <input type="checkbox"/> A strange Shape <input type="checkbox"/> Your Reflection (get creative) <input type="checkbox"/> A Wind Chime <input type="checkbox"/> A pretty Flower <input type="checkbox"/> The number 7 <p>Were you able to find everything?</p>	<p>Activities 2</p> <p>Do 30 Squats</p>
<p>Explore this interactive guide of all kinds of instruments!</p>	<p>Take a flashlight and shine it on an object (toy, food, etc). Observe (look at) how the shadow</p>	<p>STEM: Out of recycled materials, build a dinosaur that has two</p>	<p>Activities 3</p> <p>Do 40 High Knees</p>

	<p>appears behind it. Can you try to draw the object and shadow?</p> 	<p>legs touching the ground. See how long you can make the dino before it falls over.</p>	
<p>Learn about beat with Luigi's Baton and Mike the Microphone in this video!</p>	<p>If you have sidewalk chalk, have someone trace your body while laying down. Then, draw the details inside. You can add clothes, a face, and all sorts of things!</p> 	<p>STEM: Create a secret code. Write a message in the secret code. Give it to someone to see if they can figure it out.</p>	<p>Activities 4 Do 20 Mountain Climbers</p>